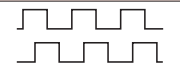
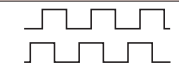
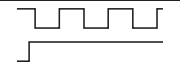
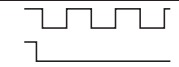


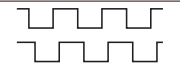
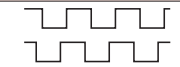
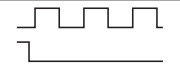



■ 脉冲列输入形态

逻辑	指令脉冲形态	CW方向	CCW方向
正逻辑	A相/B相		
	脉冲/符号		
	CW/CCW		

逻辑	指令脉冲形态	CW方向	CCW方向
正逻辑	A相/B相		
负逻辑	脉冲/符号		
	CW/CCW	